

2023-2024 2nd Grade E-Learning Choice Board

- Students should choose **two** from each subject area (Math, Reading, Writing, Writing, Specials)
 - Please sign your name in the box of the activity your child completed
 - Please have your child return the completed work in their purple folders
- If you have any questions or concerns, please feel free to contact your child's teacher, or any other member on the team!

~Whittier Primary Second Grade Team

Reading	Writing	Math	Specials
1. Read the story and answer the questions.	1. Read an informational text. Write about the most interesting thing you learned. Make sure to use the sentence starters for your writing.	1. Complete the Snowy Survey graph.	<p align="center">PE</p> Go to YouTube channel "Fix and Play" and pick two (2) "Would You Rather WORKOUT?" videos to complete
2. Read a book. Then fill in the main idea and key detail thinking map. Make sure you use the sentence starters.	2. Would you rather stay inside and watch movies or go outside and play in the snow?	2. Complete the 2 digit by 2 digit addition page.	<p align="center">STEM</p> *Construct a maze using Legos, blocks or items around the house. Post it on Class Dojo. *Build something out of 100 things. *Create the fastest falling snowflake using paper.
3. Read the story and answer the questions.	3. Write a story about winter. Make sure to have a topic and a main idea. Please include 2-3 details to support your main idea.	3. Complete the fact family worksheet.	<p align="center">Art</p> Paint a picture using primary, secondary, and tertiary colors or create your own color wheel with primary, secondary, and tertiary colors.
4. Read to your favorite stuffed animal for 20 minutes.	4. What is your favorite part of the winter season?	4. Complete the adding 3 digits worksheet.	<p align="center">Music</p> Perform one or more of the songs we worked on in class. As you sing it, do the movements. Show the two parts of each song through movement. Song ideas: Como te Llamas @ Cantamos en Nuestra Escuela Tell your parents about TEMPO. Sing some of the songs we learned that have different tempos; The Grand Old Duke of York , Iain and Iggy .

2023-2024 Tablero de Elección de Aprendizaje Virtual de 2do grado

- Los estudiantes deben elegir **dos** de cada materia (Matemáticas, Lectura, Escritura, Especiales)
- Por favor firme en la casilla de la actividad que completó su hijo/a.
- Por favor pídale a su hijo/a que devuelva el trabajo terminado en sus carpetas moradas.

Si tiene alguna pregunta o inquietud, no dude en comunicarse con el maestro de su hijo/a o cualquier otro miembro del equipo.

~Equipo de segundo grado de Whittier

Lectura	Escritura	Matemáticas	Especiales
<p>Lee un cuento y contesta las preguntas.</p>	<p>1. Lee un libro informativo. Escribe algo interesante que aprendiste. Usa las frases para comenzar la oración.</p>	<p>1. Completa la grafica: Snowy Survey</p>	<p style="text-align: center;">Gimnasio</p> <p>Yaya al canal de YouTube "Fix and Play" y elija dos (2) "Would You Rather WORKOUT" videos para completar El video va estar nen inglés</p>
<p>Lee un libro. Identifica la idea principal y detalles clave en el organizador. Usa las frases para comenzar la oración.</p>	<p>2. Preferirías quedarte adentro y ver películas o ir afuera y jugar con la nieve.</p>	<p>2. Completa la página de sumas de dos dígitos.</p>	<p style="text-align: center;">STEM</p> <p>-Construye un laberinto con Legos o cosas de la casa. Pon una foto en Class Dojo. -Construye con 100 cosas</p>
<p>Lee un cuento y contesta las preguntas.</p>	<p>3. Escribe una historia sobre el invierno. Asegúrate de tener un tema y una idea principal. Incluye 2 o 3 detalles para respaldar su idea principal.</p>	<p>3. Completa página de las familias de matemáticas.</p>	<p style="text-align: center;">Arte</p> <p>Pinta una imagen usando los colores primarios, secundarios y terciarios o crea tu propia rueda de colores con colores primarios, secundarios y terciarios.</p>
<p>Lee a su peluche favorito por 20 minutos.</p>	<p>4. Cual es tu parte favorita de la estación de invierno?</p>	<p>4. Completa la página de sumas de 3 dígitos.</p>	<p style="text-align: center;">Música</p> <p>Interpretar una o varias de las canciones que hemos trabajado en clase. Mientras la cantas, haz los movimientos. Mostrar las dos partes de cada canción a través del movimiento. Ideas de canciones: Como te Llamas @ Cantamos en Nuestra Escuela. Cuentales a tus padres sobre TEMPO. Cante algunas de las canciones que aprendimos que tienen diferentes tempos: El Gran Viejo Duque de York, Jambón y Huevos.</p>

The Big Snow Hill

I woke up and looked out my window. The ground was covered in snow! Before I could throw on my clothes and snow boots, I heard a knock at the door. It was my best friend Beth. "Do you want to try out my new sled?" she asked. I heard my mom yell for us to be careful as we ran out the door. The snow was so thick it was hard to walk to the top of the tall hill. Once we got there, I looked down and felt butterflies in my stomach. It seemed so much higher now that we were on top. "Hop on!" Beth told me. I took a big gulp, closed my eyes, and sat down behind her. Whoosh! We flew down the hill. What an exciting thrill!



Answer the questions in complete sentences, using evidence from the text.

1. What did the narrator see out the window?

2. Why was it hard to walk up the tall hill?

3. How did the narrator feel before sledding?

4. How did the narrator feel after sledding?

Main Idea and Key Details Thinking Map

1 pt.

*I read ___(text)___ by
___(author)___.*

1 pt.

The topic is...

1 pt.

Identify a main idea.

The main idea is...

1 pt.

Identify the key
details that support
this main idea.

The key details are...



Snow

Snow comes from very cold clouds in the winter. The snow clouds store water. When the water gets cold enough, they form ice crystals. As the ice crystals grow, they become very heavy. When they get heavy enough, the crystals fall from the cloud. As they fall, they band together to form snowflakes. All snowflakes have six sides. Each snowflake is unique, or one of a kind. When there is enough snow on the ground, you can build a snowman, or have a snowball fight. It is fun to play in the snow!

1. Where does snow come from?

2. What happens to the water in the clouds when it gets cold?

3. Why do the ice crystals fall from the cloud?

4. How are snowflakes formed?

5. What does the word unique mean?

6. What can you do in the snow?

I would rather...

than

because...

reason

1

reason

2

reason

3

Writing

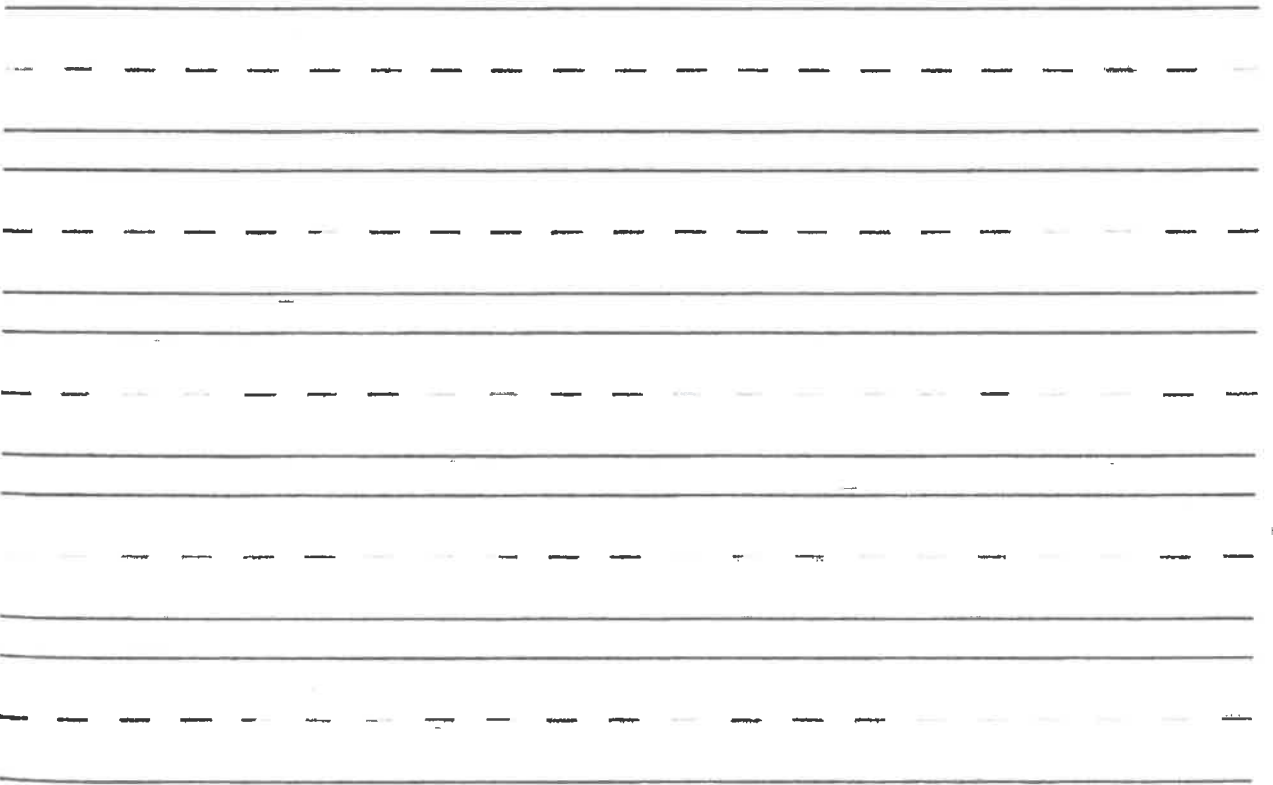

Write about the topic that is most interesting to you. Use the rubric to help you.

Evidence-Based Discussion Practice Rubric

1 pt.	Introduce the text/topic: <i>I read ___ by ___.</i>
1 pt.	Opinion: <i>The most interesting/surprising thing I learned was...</i>
1 pt.	Evidence: <i>I know this is true because...</i>
3 pts.	Proficient Answer

Handwriting practice lines consisting of solid top and bottom lines with a dashed midline.

Writing (continued)



Name: _____

On a cold winter day, would you rather sit inside
and watch movies while drinking hot chocolate or go
outside and play in the snow? Why?




Handwriting practice lines consisting of a solid top line, a dashed middle line, and a solid bottom line. There are seven sets of these lines provided for writing.

A large, empty rounded rectangular box with a dotted border, intended for drawing or additional writing.

Name: _____

What is your favorite part of the winter season? Why?

Handwriting practice lines consisting of a solid top line, a dashed middle line, and a solid bottom line, repeated ten times.



Name: _____

Handwriting practice lines consisting of multiple sets of three horizontal lines (top solid, middle dashed, bottom solid).



Name _____

Amy	1
Charlie	2
David	1
Hannah	1
T.J.	3
Jasmine	2
Miguel	3
Nolan	1
Beth	3
Sdm	1
Abigail	2
Chris	1
Marcus	3
Greg	2
Tara	3
Valerie	1

A Snowy Survey

A class took a survey about their favorite snowy day activity. They voted for choice 1, 2, or 3. Their results are shown here. Can you help them build a tally chart and a bar graph that shows their survey data?

Choice	Activity	Tally Totals
1	Sledding	
2	Snowball Fight	
3	Build a Snowman	



Title: _____

Activity	Tally	Total
Sledding		
Snowball Fight		
Build a Snowman		
Scale		

Name _____

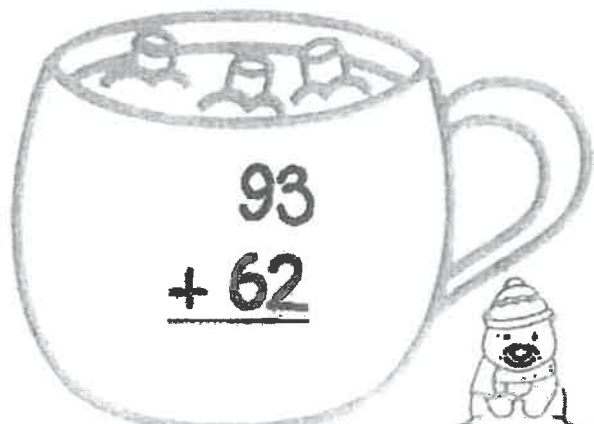



Addition with regrouping



Yummy Math!



Directions: Add. Show your work.



©Anne Rozell. © Believe to Achieve

Name: _____

Related Facts

"No Strangers"

1.



$6+8=\square$

$14-\square=8$

$8+\square=14$

$\square-8=6$

2.




$2+7=\square$

$9-\square=2$

$7+\square=9$

$\square-2=7$

3.




$6+5=\square$

$11-\square=5$

$5+\square=11$

$\square-5=6$

4.



$3+9=\square$

$12-\square=9$

$9+\square=12$

$\square-9=3$

Name _____

Adding 3 Digits

$2 + 3 + 6 = \underline{\quad}$

$6 + 4 + 4 = \underline{\quad}$

$6 + 2 + 4 = \underline{\quad}$

$8 + 3 + 6 = \underline{\quad}$

$7 + 1 + 1 = \underline{\quad}$

$2 + 8 + 1 = \underline{\quad}$

$4 + 5 + 2 = \underline{\quad}$

$3 + 5 + 7 = \underline{\quad}$

$4 + 9 + 3 = \underline{\quad}$

$1 + 8 + 4 = \underline{\quad}$

